

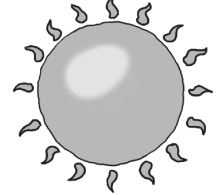
Are you sitting comfortably? Have you gripped your pencil properly? Your tutor can help you with this.



Revision of the first handwriting join

Practise the joins and then trace the sentences below as neatly as possible.

wh We have fun in the sun!



wh The bin lid needs to be clean!

lg We like to dig and dig!



id The boy hid under the lid.

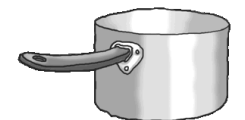
eg The dog had a peg on his leg.





ed It was time for bed.

at Dad loves his new car.

ah Can I use this pan?



How did you do? Colour in the lizard that shows how you found this exercise.



Tutor notes:

- Needs to repeat
- Completed
- Lizard card?

Revision of the second handwriting join

Practise the shape below by tracing over the pattern. Always remember to use a pencil.



Practise the joins then trace the sentences below as neatly as possible.

ch ch ch ch ch ch ch



Cheryl likes to eat cheese.

sh sh sh sh sh sh sh





She sells sea shells.

th th th th th th th



They loved the new bike.

How did you do? Colour in the lizard that shows how you found this exercise.



Tutor notes:

- Needs to repeat
- Completed
- Lizard card?

Practising the second join

Follow the arrows and trace the join



Bill is ill.

Trace and complete the patterns below. Always remember to use a pencil.

ll ll ll ll
ill ill ill ill

ll ll ll ll
ill ill ill ill

Trace and write the words below.

ll

pill



Trace the sentences and choose the words from the box to fill in the blanks. Try and stay within the lines.

Tom is feeling _____.

A _____ *made him feel better.*

<i>pill</i>
<i>ill</i>


How did you do? Colour in the lizard that shows how you found this exercise.



Tutor notes:	
Needs to repeat	<input type="checkbox"/>
Completed	<input type="checkbox"/>
Lizard card?	<input type="checkbox"/>

Practising the second join

Trace and complete the words and then practise writing the words in the spaces provided. Colour in the pictures.



hill

hill

hill

.....



quill

quill

quill

.....



ill

ill

ill

.....



mill

mill

mill

.....

Trace and write the letters below.

ch

ch

ch

ch

.....

th

th

th

th

.....

ill



ill

ill

ill

.....

How did you do? Colour in the lizard that shows how you found this exercise.



Tutor notes:

- Needs to repeat
- Completed
- Lizard card?

Practising the second join

Follow the arrows and trace the join



Slimy slugs

Trace and complete the patterns below. Always remember to use a pencil.

slslslsl.....
slslslsl.....

slslslsl.....
slslslsl.....

Trace and write the words below.

slug

slid



Trace the sentences and choose the words from the box to fill in the blanks. Try and stay within the lines.

Sam stepped on a

I *on the banana skin.*

slid
slug

How did you do? Colour in the lizard that shows how you found this exercise.



Tutor notes:

Needs to repeat

Completed

Lizard card?

Practising the second join

Trace and complete the words and then practise writing the words in the spaces provided. Colour in the pictures.



slide

slide

slide

.....



slug

slug

slug

.....



slurp

slurp

slurp

.....



sleep

sleep

sleep

.....

Trace and write the letters below.

sl

sl

sl

sl

th

th

th

th

ill



ill

ill

ill

.....
.....
.....

How did you do? Colour in the lizard that shows how you found this exercise.




Tutor notes:

- Needs to repeat
- Completed
- Lizard card?

Practising the second join

Follow the arrows and trace the join



Sack full of presents

Trace and complete the patterns below. Always remember to use a pencil.

ckckckckckckck. ckckckckckckck.
ckckckckckckck. ckckckckckckck.

Trace and write the words below.

sack
back


Trace the sentences and choose the words from the box to fill in the blanks. Try and stay within the lines.

Zack could see the toys in the _____.

Mum fell and hurt her _____.

sack
back

How did you do? Colour in the lizard that shows how you found this exercise.



Tutor notes:


Needs to repeat

Completed

Lizard card?

Practising the second join

Trace and complete the words and then practise writing the words in the spaces provided. Colour in the pictures.



sack

sack

sack

.....



kick

kick

kick

.....



Jack

Jack

Jack

.....



snack

snack

snack

.....

Trace and write the letters below.

ck

ck

ck

ck

.....

ch

ch

ch

ch

.....

th



th

th

th

.....

How did you do? Colour in the lizard that shows how you found this exercise.



Tutor notes:

Needs to repeat

Completed

Lizard card?

Practising the second join



Super star!

Follow the arrows and trace the join



Trace and complete the patterns below. Always remember to use a pencil.

~~~~~. . . . . ~~~~~. . . . .  
~~~~~. . . . . ~~~~~. . . . .

Trace and write the words below.

star

stick



Trace the sentences and choose the words from the box to fill in the blanks. Try and stay within the lines.

Stan can _____ on stilts.

Omar _____ still as a statue.

stood
stand

How did you do? Colour in the lizard that shows how you found this exercise.



Tutor notes:

Needs to repeat

Completed

Lizard card?

Practising the second join

Trace and complete the words and then practise writing the words in the spaces provided. Colour in the pictures.



star

star

star

.....



statue

statue

statue

.....



stand

stand

stand

.....



stairs

stairs

stairs

.....

Trace and write the letters below.

st

st

st

st

.....

th

th

th

th

.....

sl



sl

sl

sl

.....

How did you do? Colour in the lizard that shows how you found this exercise.



Tutor notes:

Needs to repeat

Completed

Lizard card?

Practising the second join



Drink your
juice

Follow the arrows and trace the join



Trace and complete the patterns below. Always remember to use a pencil.

nk nk nk nk nk *nk nk nk nk nk*

nk nk nk nk nk *nk nk nk nk nk*

Trace and write the words below.

tank

ink



Trace the sentences and choose the words from the box to fill in the blanks. Try and stay within the lines.

Shreya cleans the fish

I am thirsty for a

| |
|--------------|
| <i>tank</i> |
| <i>drink</i> |

How did you do? Colour in the lizard that shows how you found this exercise.



| | |
|-----------------|--------------------------|
| Tutor notes: | |
| Needs to repeat | <input type="checkbox"/> |
| Completed | <input type="checkbox"/> |
| Lizard card? | <input type="checkbox"/> |

Practising the second join

Trace and complete the words and then practise writing the words in the spaces provided. Colour in the pictures.



ink

ink

ink

.....



drink

drink

drink

.....




junk

junk

junk

.....



tank

tank

tank

.....

Trace and write the letters below.

nk

nk

nk

nk

.....

ch

ch

ch

ch

.....

ck



ck

ck

ck

.....

How did you do? Colour in the lizard that shows how you found this exercise.



Tutor notes:

Needs to repeat

Completed

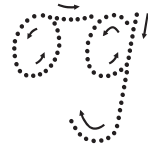
Lizard card?

Learning the third join



My dog, Rex

Follow the arrows and trace the join



Trace and complete the patterns below. Always remember to use a pencil.

ooooooooooooo.....ooooooooooooo.....

ooooooooooooo.....ooooooooooooo.....

Trace and write the words below.

frog

.....

log

.....



Trace the sentences and choose the words from the box to fill in the blanks. Try and stay within the lines.

A _____ lives in a kennel.

A _____ lives in a pond.

frog
dog

How did you do? Colour in the lizard that shows how you found this exercise.



Tutor notes:

- Needs to repeat
- Completed
- Lizard card?

Practising the third join

Trace and complete the words and then practise writing the words in the spaces provided. Colour in the pictures.



dog

dog

dog

.....



log

log

log

.....



frog

frog

frog

.....



cog

cog

cog

.....

Trace and write the letters below.

og

og

og

og

.....

th

th

th

th

.....

sl



sl

sl

sl

.....

How did you do? Colour in the lizard that shows how you found this exercise.



Tutor notes:

Needs to repeat

Completed

Lizard card?

Practising the third join



Follow the arrows and trace the join

Trace and complete the patterns below. Always remember to use a pencil.

re..... *re*.....

re..... *re*.....

Trace and write the words below.


there

are

Trace the sentences and then copy it on the lines below. Take your time and make sure you write it as neatly as possible!

Where are they? *There they are!*

How did you do? Colour in the lizard that shows how you found this exercise.



| Tutor notes: | |
|-----------------|--------------------------|
| Needs to repeat | <input type="checkbox"/> |
| Completed | <input type="checkbox"/> |
| Lizard card? | <input type="checkbox"/> |

Practising the third join

Trace and write the words below.


there there there

are are are

Trace the poem below. Read the poem aloud to your tutor once you have finished.

What is funny about this poem?

Yesterday upon the stair
I met a man who wasn't there
He wasn't there again today
I wish that man would go away!





from the poem '**Antigonish**' by William Hughes Mearns

Trace and write the letters below.

re re re re

th th th th

How did you do? Colour in the lizard that shows how you found this exercise.



| Tutor notes: | |
|-----------------|--------------------------|
| Needs to repeat | <input type="checkbox"/> |
| Completed | <input type="checkbox"/> |
| Lizard card? | <input type="checkbox"/> |

Practising the third join



The moon shines



Follow the arrows and trace the join

Trace and complete the patterns below. Always remember to use a pencil.

o r o r o r o r o o r o r o r o r o

o r o r o r o r o o r o r o r o r o

Trace and write the words below.

moon

room



Trace the sentence and fill in the blanks for the words in the box

I love to lie in my _____ at night and

look up at the _____ so bright.

moon
room


How did you do? Colour in the lizard that shows how you found this exercise.



| | |
|-----------------|--------------------------|
| Tutor notes: | |
| Needs to repeat | <input type="checkbox"/> |
| Completed | <input type="checkbox"/> |
| Lizard card? | <input type="checkbox"/> |

Practising the third join

Trace and complete the words and then practise writing the words in the spaces provided. Colour in the pictures.



door

door

door

.....



foot

foot

foot

.....



moon

moon

moon

.....



raccoon

raccoon

raccoon

.....

Trace and write the letters below.

st

st

st

st

.....

th

th

th

th

.....

sl



sl

sl

sl

.....

How did you do? Colour in the lizard that shows how you found this exercise.



Tutor notes:

Needs to repeat

Completed

Lizard card?

Learning the fourth join



Prowl and growl



Follow the arrows and trace the join

Trace and complete the patterns below.

w w w w w..... *w w w w w*.....

w w w w w..... *w w w w w*.....

Trace and write the words below.

growl



prowl

Trace the sentence below and choose the words from the box to fill in the blanks.

The dog _____ *when he can see*
_____ *the cat* _____.

prowl
growls

How did you do? Colour in the lizard that shows how you found this exercise.



Tutor notes:

Needs to repeat

Completed

Lizard card?

Practising the fourth join

Trace and write the words below.

owl owl owl

fowl fowl fowl


Trace the poem below.

I heard a foot upon the floor

Thought our cat was on the prowl

I slowly started to open the door

Until I heard the growl!





Trace and write the letters below.

oo oo oo oo

wl wl wl wl

re re re re

How did you do? Colour in the lizard that shows how you found this exercise.



Tutor notes:

- Needs to repeat
- Completed
- Lizard card?

Learning the fourth join



Coffee and toffee



Follow the arrows and trace the join

Trace and complete the patterns below. Always remember to use a pencil.

ffffffffff

ffffffffff

ffffffffff

ffffffffff

Trace and write the words below.

soft

coffee

Trace the sentences below and choose the words from the box to fill in the blanks.



Mum works from her

My favourite sweet is soft

toffee

office

How did you do? Colour in the lizard that shows how you found this exercise.



Tutor notes:

Needs to repeat

Completed

Lizard card?

Revision

Trace and then write the words below to revise what you have covered in this book.

still

.....

pink

.....

frog

.....

there

.....

moon

.....

growl

.....

soft

.....

step

.....

sink

.....

dog

.....

are

.....

room

.....



prowl

.....

coffee

.....

How did you do? Colour in the lizard that shows how you found this exercise.



Tutor notes:

- Needs to repeat
- Completed
- Lizard card?