

Preparing to write





Are you sitting comfortably? Have you gripped the pencil carefully? Your tutor will help you with this.



Follow the arrows to practise the shapes below. It is important to flow in one motion from the beginning of the pattern to the end to practise the shapes. Remember not to lean too heavily on the page.




How did you do? Colour in the lizard that shows how you found this exercise.



Tutor notes:

- Needs to repeat ☐
Completed ☐
Lizard card? ☐



Trace the shapes below.



Finish the words below. Colour the pictures.



_ow



_ard






_hick



_omputer

Copy the letters below and try to stay between the lines.




Tutor notes:

Needs to repeat ☐


Completed ☐

Lizard card? ☐

Trace the shapes below.




Finish the words below. Colour the pictures.




_nt



_stronaut





_xe



_pple

Copy the letters below and try to stay between the lines.



Tutor notes:

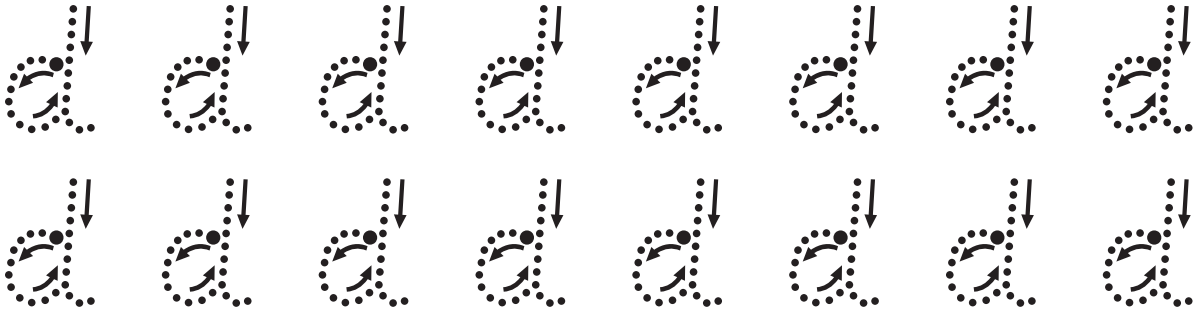
Needs to repeat ☐

Completed ☐

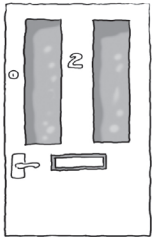
Lizard card? ☐

Dd


Trace the shapes below.



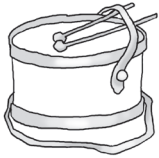
Finish the words below. Colour the pictures.



_oor



_olphin






_rum



_og

Copy the letters below and try to stay between the lines



Tutor notes:

Needs to repeat ☐

Completed ☐

Lizard card? ☐

Revision



a








d



c

General Motor Skills Practice

Trace the lines.



Tutor notes:


Needs to repeat ☐

Completed ☐


Lizard card? ☐

Follow the arrows to practice the shapes below.

It is important to flow in one motion from the beginning of the pattern to the end to practice the shapes.



How did you do? Colour in the lizard that shows how you found this exercise.




Tutor notes:

Needs to repeat ☐
Completed ☐
Lizard card? ☐

Gg

Trace the shapes below.



Finish the words below. Colour the pictures.



_lue



_uitar





_host



_loves


Copy the letters below and try to stay between the lines



Tutor notes:	
Needs to repeat	<input type="checkbox"/>
Completed	<input type="checkbox"/>
Lizard card?	<input type="checkbox"/>



Trace the shapes below.



Finish the words below. Colour the pictures.



_u_e_e_n



_u_a_i_l






_u_i_l_l



_u_e_s_t_i_o_n

Copy the letters below and try to stay between the lines.

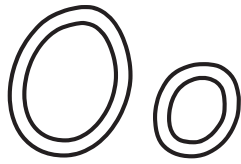


Tutor notes:

Needs to repeat ☐

Completed ☐

Lizard card? ☐



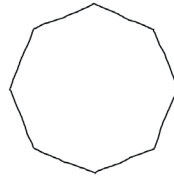
Trace the shapes below.



Finish the words below. Colour the pictures.




_lives



_ctagon




_strich



_ctopus

Copy the letters below and try to stay between the lines

Handwriting practice lines with two dotted uppercase 'O's for copying. Each 'O' is positioned between the top and middle lines of a three-line set.



Tutor notes:


Needs to repeat ☐

Completed ☐

Lizard card? ☐

Fine Motor Skills Practice

Can you find your way through the maze to the three stars without touching the sides? Start at the arrow each time.



Revision





g



q



O



Tutor notes:


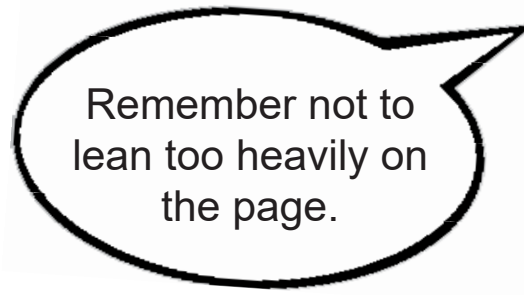
Needs to repeat ☐

Completed ☐

Lizard card? ☐

Follow the arrows to practice the shapes below.

It is important to flow in one motion from the beginning of the pattern to the end to practice the shapes.



How did you do? Colour in the lizard that shows how you found this exercise.




Tutor notes:

Needs to repeat ☐
Completed ☐
Lizard card? ☐

Ee

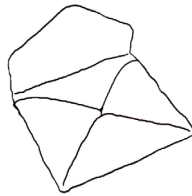
Trace the shapes below.



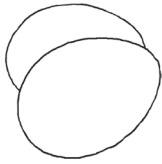
Finish the words below. Colour the pictures.




_lf



_nvelope






_ggs



_lephant

Copy the letters below and try to stay between the lines.



Tutor notes:

Needs to repeat ☐

Completed ☐

Lizard card? ☐




Trace the shapes below.



Finish the words below. Colour the pictures.




_kate



_pider






_ock



_heep


Copy the letters below and try to stay between the lines.



Tutor notes:

Needs to repeat ☐
Completed ☐
Lizard card? ☐


Trace the shapes below.



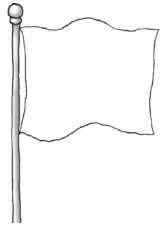
Finish the words below. Colour the pictures.



_eet



_lower



_lag




_ly

Copy the letters below and try to stay between the lines.

f

f



Tutor notes:

Needs to repeat ☐

Completed ☐

Lizard card? ☐

Revision



e





s



f

General Motor Skills Practice

Can you trace the lines to find out which animal wins the race?



Tutor notes:

Needs to repeat ☐

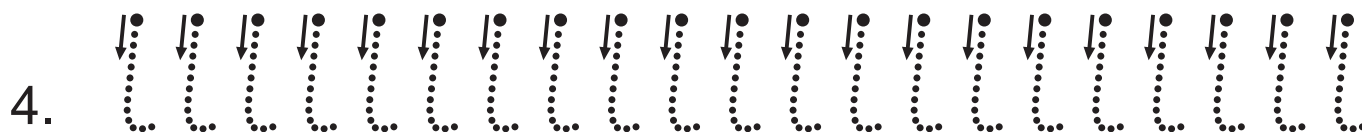
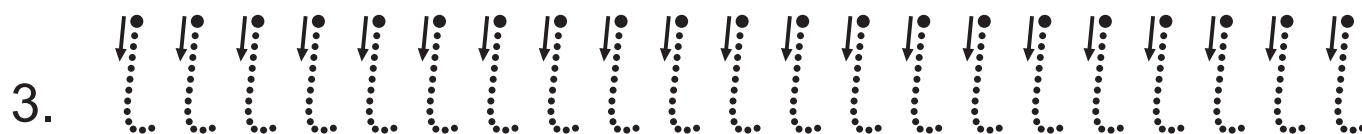
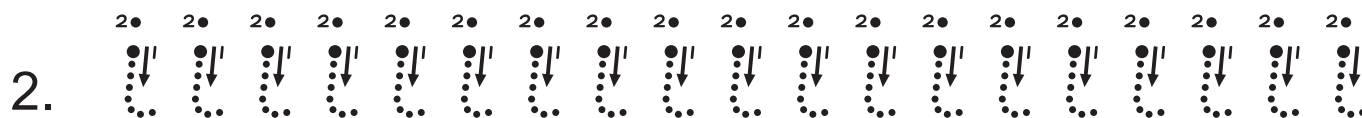
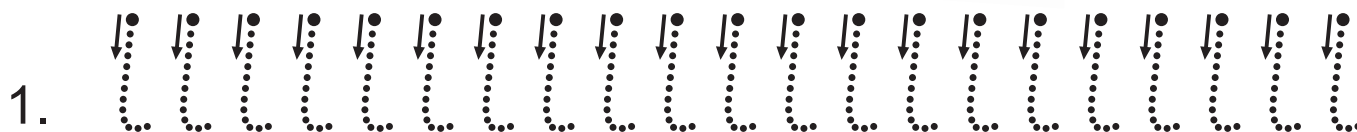
Completed ☐

Lizard card? ☐



Follow the arrows to practice the shapes below.

It is important to flow in one motion from the beginning of the pattern to the end to practice the shapes.

Remember not to lean too heavily on the page.



How did you do? Colour in the lizard that shows how you found this exercise.

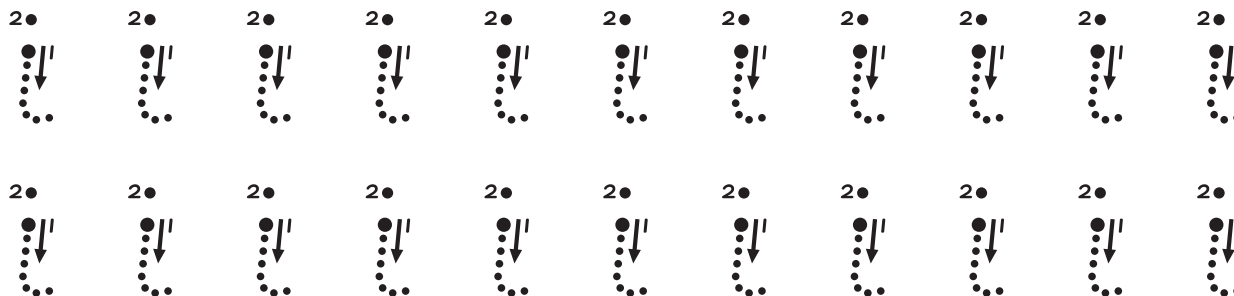


Tutor notes:

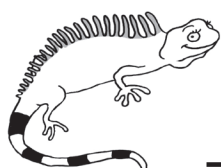
Needs to repeat ☐
Completed ☐
Lizard card? ☐

Ii

Trace the shapes below.



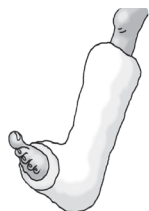
Finish the words below. Colour the pictures.




_guana



_nk






_njury



_nsect

Copy the letters below and try to stay between the lines.

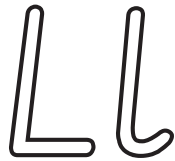


Tutor notes:

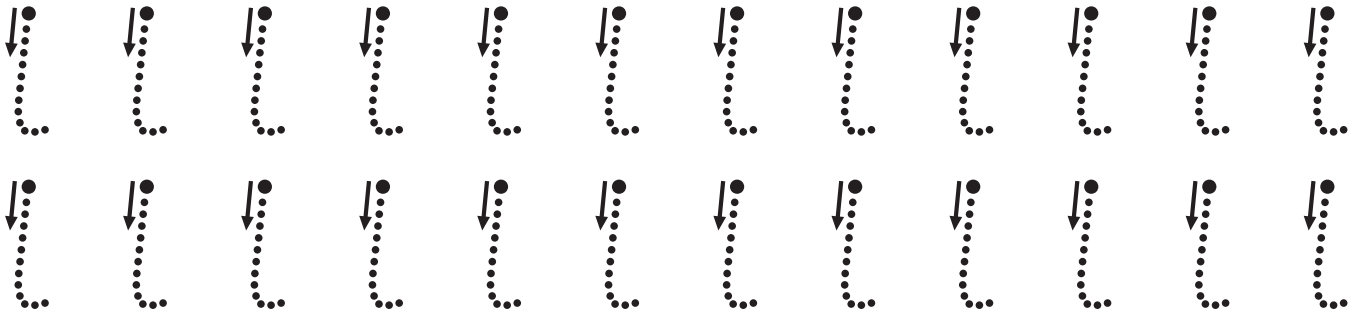
Needs to repeat ☐

Completed ☐

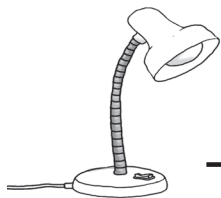
Lizard card? ☐



Trace the shapes below.



Finish the words below. Colour the pictures.



_amp



_adybird





_ion



_ock

Copy the letters below and try to stay between the lines.




Tutor notes:

Needs to repeat ☐


Completed ☐

Lizard card? ☐

Trace the shapes below.



Finish the words below. Colour the pictures.




_ree



_ap





_ent



_iger

Copy the letters below and try to stay between the lines.



Tutor notes:

Needs to repeat ☐

Completed ☐

Lizard card? ☐

Revision



i





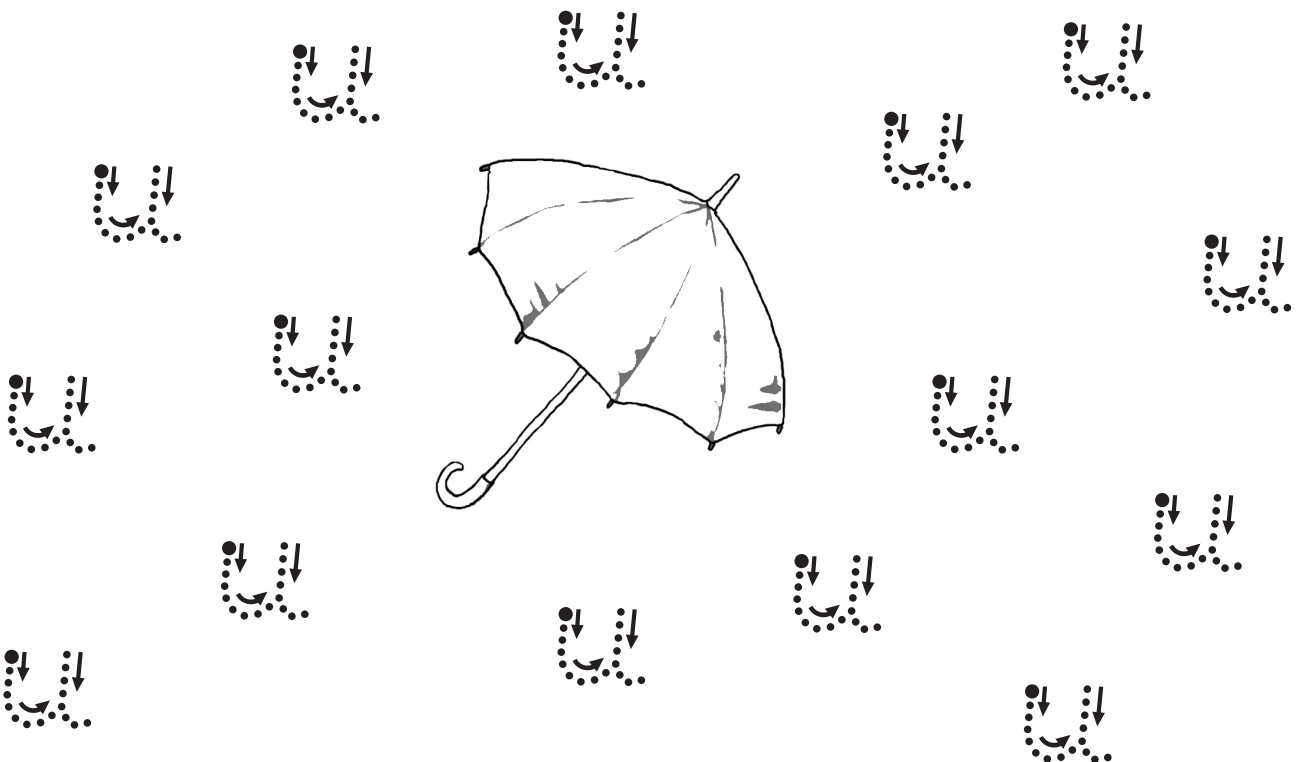
l



t

Fine Motor Skills Practice

Trace the shapes.



Tutor notes:

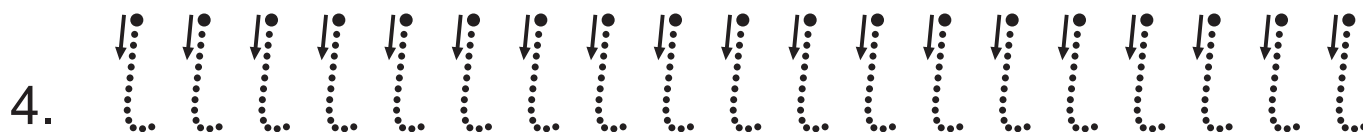
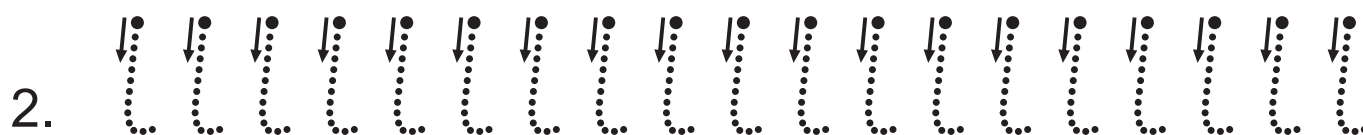
Needs to repeat ☐

Completed ☐



Lizard card? ☐

Follow the arrows to practice the shapes below.

It is important to flow in one motion from the beginning of the pattern to the end to practice the shapes.



How did you do? Colour in the lizard that shows how you found this exercise.



Tutor notes:

Needs to repeat ☐

Completed ☐

Lizard card? ☐