

Trace the shapes below. Always remember to use a pencil.



Finish the words below. Colour the pictures.



\_ p



\_nderwear



\_mbrella




\_nhappy

Copy the letters below and try to stay between the lines.



How did you do? Colour in the lizard that shows how you found this exercise.



Tutor notes:


Needs to repeat ☐

Completed ☐

Lizard card? ☐

Yy

Trace the shapes below. Always remember to use a pencil.



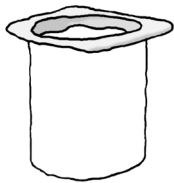
Finish the words below. Colour the pictures.




\_o-yo



\_awn




\_oghurt





\_ak

Copy the letters below and try to stay between the lines.



How did you do? Colour in the lizard that shows how you found this exercise.



Tutor notes:

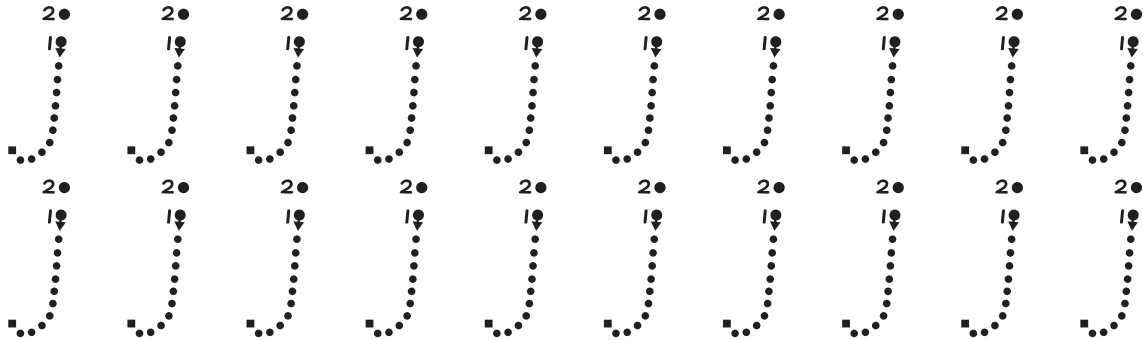
Needs to repeat ☐

Completed ☐

Lizard card? ☐

# Jj

Trace the shapes below. Always remember to use a pencil.



Finish the words below. Colour the pictures.



\_am



\_acket




\_ellyfish




\_ug

Copy the letters below and try to stay between the lines.



How did you do? Colour in the lizard that shows how you found this exercise.



Tutor notes:

- Needs to repeat ☐
- Completed ☐
- Lizard card? ☐

u

u

y

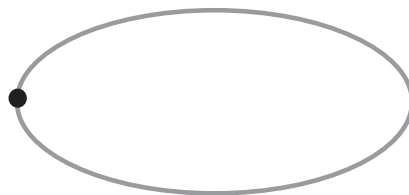
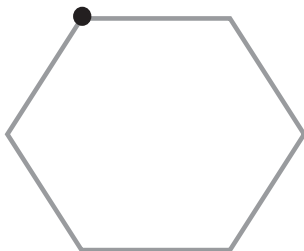

y

j

j



## Fine Motor Skills Practice

Can you trace around the outline of these shapes?



If you find it tricky, try it again with a different coloured pencil.

How did you do? Colour in the lizard that shows how you found this exercise.



Tutor notes:

Needs to repeat ☐

Completed ☐

Lizard card? ☐

Follow the arrows to practise the shapes below.

It is important to flow in one motion from the beginning of the pattern to the end to practise the shapes.

Remember not to  
lean too heavily on  
the page.




1.

2.

3.

4.

How did you do? Colour in the lizard that shows how you found this exercise.

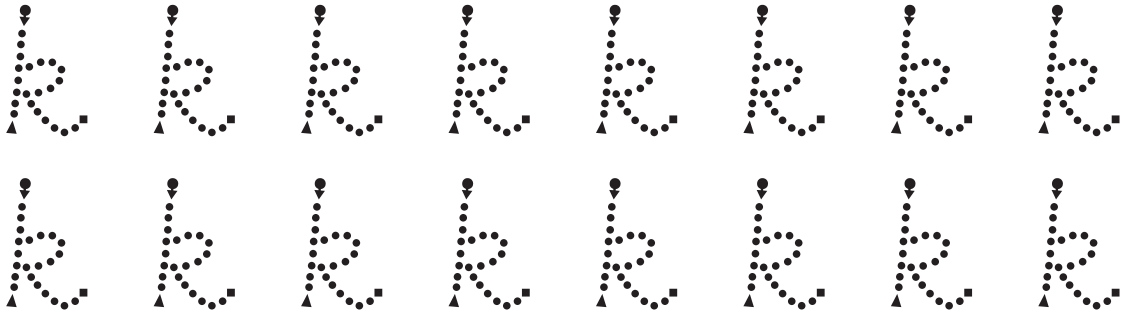


**Tutor notes:**


Needs to repeat ☐  
Completed ☐  
Lizard card? ☐

# Kk

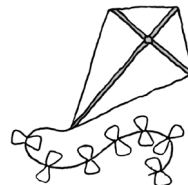
Trace the shapes below. Always remember to use a pencil.



Finish the words below. Colour the pictures.



\_ennel



\_ite




\_etchup





\_oala

Copy the letters below and try to stay between the lines.



How did you do? Colour in the lizard that shows how you found this exercise.



Tutor notes:

Needs to repeat ☐

Completed ☐

Lizard card? ☐

Rr

Trace the shapes below. Always remember to use a pencil.

r r r r r r r r r r

r r r r r r r r r r

Finish the words below. Colour the pictures.



\_ain



\_ing



\_abbit




\_at

Copy the letters below and try to stay between the lines.

r

r

How did you do? Colour in the lizard that shows how you found this exercise.



**Tutor notes:**

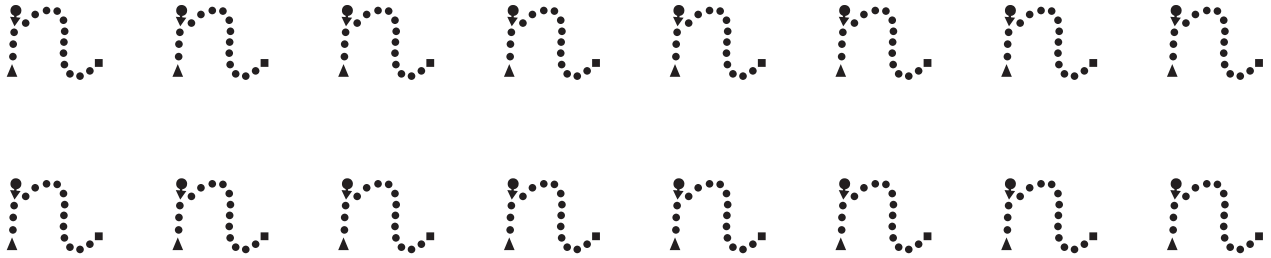
Needs to repeat ☐

Completed ☐

Lizard card? ☐

# Nn

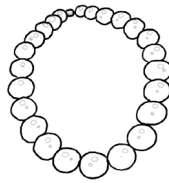
Trace the shapes below. Always remember to use a pencil.



Finish the words below. Colour the pictures.



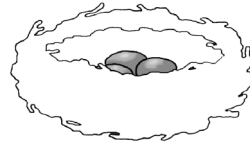
\_et



\_ecklace



\_ewspaper




\_est

Copy the letters below and try to stay between the lines.

n

n

How did you do? Colour in the lizard that shows how you found this exercise.



Tutor notes:

Needs to repeat ☐

Completed ☐

Lizard card? ☐



k

k

r




r

n

n


## Fine Motor Skills Practice

Can you trace around the outline of these shapes?



If you find it tricky, try it again with a different coloured pencil.

How did you do? Colour in the lizard that shows how you found this exercise.



**Tutor notes:**

Needs to repeat ☐

Completed ☐


Lizard card? ☐

# Shape Practice

Follow the arrows to practise the shapes below.

It is important to flow in one motion from the beginning of the pattern to the end to practise the shapes.

Remember not to lean too heavily on the page.





1. 

2. 

3.

4. 

**How did you do? Colour in the lizard that shows how you found this exercise.**



**Tutor notes:**

Needs to repeat ☐

Completed ☐

**Lizard card?** ☐

Mm

Trace the shapes below. Always remember to use a pencil.


m m m m m m

m m m m m m

Finish the words below. Colour the pictures.



\_ug



\_oon



\_ouse





\_onkey

Copy the letters below and try to stay between the lines.

m

m

How did you do? Colour in the lizard that shows how you found this exercise.



Tutor notes:

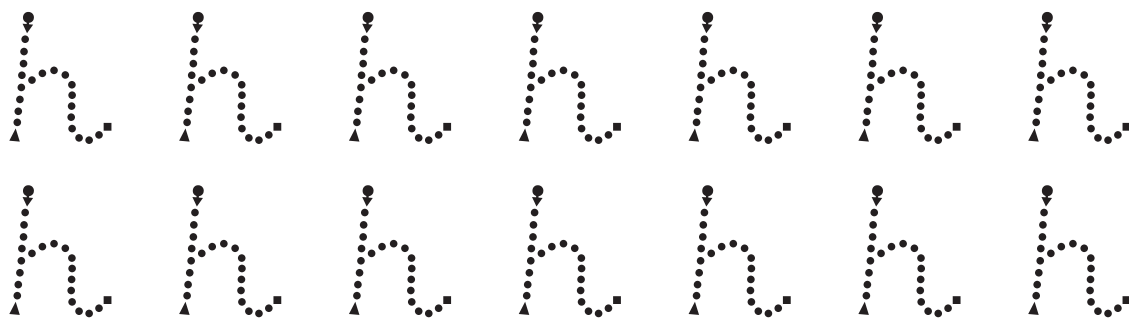
Needs to repeat ☐

Completed ☐

Lizard card? ☐

# Hh

Trace the shapes below. Always remember to use a pencil.



Finish the words below. Colour the pictures.




\_at



\_ouse




\_orse





\_en

Copy the letters below and try to stay between the lines.



How did you do? Colour in the lizard that shows how you found this exercise.



Tutor notes:

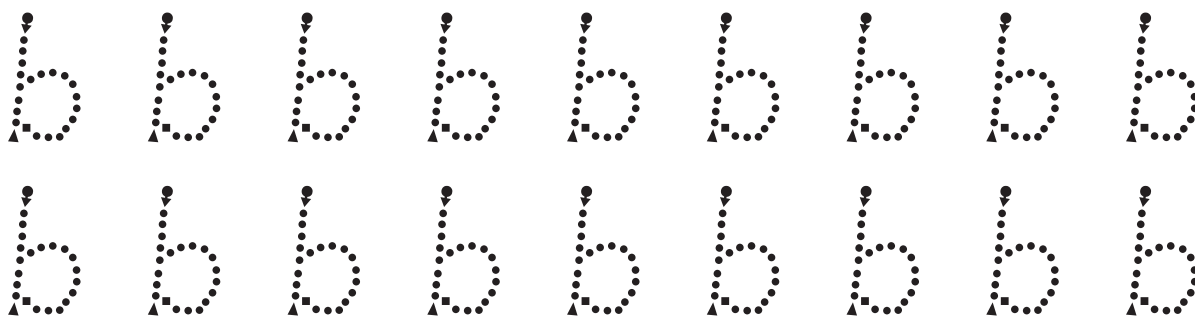
Needs to repeat ☐

Completed ☐

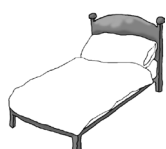
Lizard card? ☐

# Bb

Trace the shapes below. Always remember to use a pencil.



Finish the words below. Colour the pictures.



\_ed



\_adger




\_ath





\_ee

Copy the letters below and try to stay between the lines.



How did you do? Colour in the lizard that shows how you found this exercise.



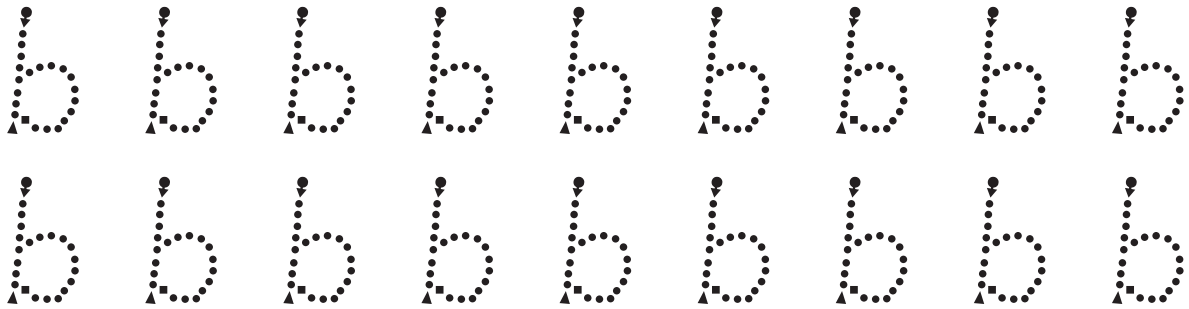
Tutor notes:

Needs to repeat ☐

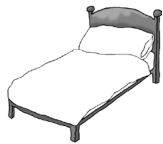
Completed ☐

Lizard card? ☐

Trace the shapes below. Always remember to use a pencil.



Finish the words below. Colour the pictures.



\_ed



\_adger



\_ath




\_ee

Copy the letters below and try to stay between the lines.

b

b

How did you do? Colour in the lizard that shows how you found this exercise.



Tutor notes:

Needs to repeat ☐

Completed ☐

Lizard card? ☐

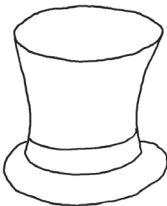
m m

h h



b b

## General Motor Skills Practice

Can you match the things that rhyme? Try to keep a straight line!



How did you do? Colour in the lizard that shows how you found this exercise.



Tutor notes:

Needs to repeat ☐


Completed ☐

Lizard card? ☐

Follow the arrows to practise the shapes below.

It is important to flow in one motion from the beginning of the pattern to the end to practise the shapes.

Remember not to  
lean too heavily on  
the page.





1. V

2. W W W W W W W W W W W W W W W W

3. V

4. W W W W W W W W W W W W W W W W

How did you do? Colour in the lizard that shows how you found this exercise.



Tutor notes:

Needs to repeat ☐

Completed ☐

Lizard card? ☐

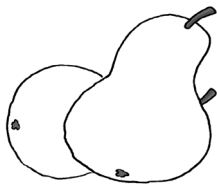




Trace the shapes below. Always remember to use a pencil.



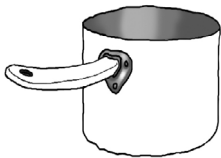
Finish the words below. Colour the pictures.



\_ears



\_encil




\_an




\_ig

Copy the letters below and try to stay between the lines.



How did you do? Colour in the lizard that shows how you found this exercise.



Tutor notes:

Needs to repeat ☐

Completed ☐

Lizard card? ☐



Trace the shapes below. Always remember to use a pencil.



Finish the words below. Colour the pictures.



\_an



\_est



\_iolin





\_ase

Copy the letters below and try to stay between the lines.



How did you do? Colour in the lizard that shows how you found this exercise.



Tutor notes:

Needs to repeat ☐

Completed ☐

Lizard card? ☐



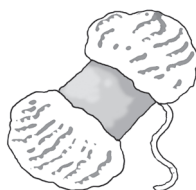
Trace the shapes below. Always remember to use a pencil.



Finish the words below. Colour the pictures.




\_alrus



\_ool



\_atch




\_affles

Copy the letters below and try to stay between the lines.

W

w

How did you do? Colour in the lizard that shows how you found this exercise.



Tutor notes:

Needs to repeat ☐

Completed ☐

Lizard card? ☐

p

p

v

v

w

w

## Fine Motor Skills Practice

Trace the letters.

www


w

w

www

w

w



w

w

w



w

www

w

ww

How did you do? Colour in the lizard that shows how you found this exercise.



Tutor notes:

Needs to repeat ☐


Completed ☐

Lizard card? ☐


Follow the arrows to practise the shapes below.

It is important to flow in one motion from the beginning of the pattern to the end to practise the shapes.

Remember not to lean too heavily on the page.



How did you do? Colour in the lizard that shows how you found this exercise.




Tutor notes:

Needs to repeat ☐

Completed ☐

Lizard card? ☐



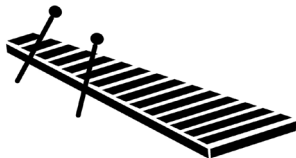
Trace the shapes below. Always remember to use a pencil.



Finish the words below. Colour the pictures.



\_ -ray





\_ylophone

Copy the letters below and try to stay between the lines.

X

X

How did you do? Colour in the lizard that shows how you found this exercise.



**Tutor notes:**

- Needs to repeat ☐
- Completed ☐
- Lizard card? ☐

# Zz

Trace the shapes below. Always remember to use a pencil.

Z Z Z Z Z Z Z Z Z

Z Z Z Z Z Z Z Z Z

Finish the words below. Colour the pictures.



\_ebra





\_ip

Copy the letters below and try to stay between the lines.

Z

Z

How did you do? Colour in the lizard that shows how you found this exercise.



Tutor notes:

- Needs to repeat ☐
- Completed ☐
- Lizard card? ☐

Trace the numbers and names below. Always remember to use a pencil.

0 0 0 0 0 0 0 zero


1 1 1 1 1 1 1 one

2 2 2 2 2 2 2 two

3 3 3 3 3 3 3 three

4 4 4 4 4 4 4 four

How did you do? Colour in the lizard that shows how you found this exercise.



**Tutor notes:**

Needs to repeat ☐

Completed ☐

Lizard card? ☐



Trace the numbers and names below. Always remember to use a pencil.

5 5 5 5 5 5 5 five

6 6 6 6 6 6 6 six


7 7 7 7 7 7 7 seven

8 8 8 8 8 8 8 eight

9 9 9 9 9 9 9 nine

10 10 10 10 10 ten

How did you do? Colour in the lizard that shows how you found this exercise.



**Tutor notes:**

Needs to repeat ☐

Completed ☐

Lizard card? ☐


Practise writing these words. Colour in the pictures.

cow




cow

cat




cat

goat



goat

mouse





mouse

zebra



zebra

How did you do? Colour in the lizard that shows how you found this exercise.



Tutor notes:

Needs to repeat ☐

Completed ☐

Lizard card? ☐