


## aeiou

### Understanding positional words

**Instructions:** Follow the instructions to draw the picture.




1.  a  flying  a .

2.  a  walking  a .

3.  a  walking  a hill.

4.  a  walking  a hill.


**Instructions:** Circle the lunch before it is eaten. Draw an X on the lunch after it is eaten.




## aeiou

### Understanding positional words

Instructions: Follow the instructions to draw the picture.



1.  a  flying  a .
2.  a  walking  a .
3.  a  walking  a hill.
4.  a  walking  a hill.

Instructions: Circle the lunch before it is eaten. Draw an X on the lunch after it is eaten.

